

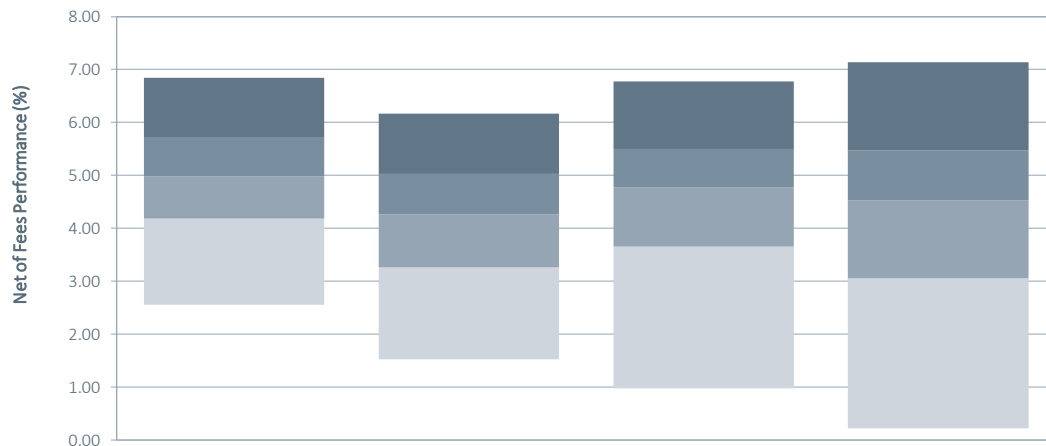
## 2024 Q1 Peer Group Analysis

Each quarter RVK utilizes peer group data to provide clients with a comparison of similar funds’ performance. Each client group listed is comprised of funds under the same category; the broad All Master Trust category includes Corporate, Healthcare, Taft Hartley Defined Benefit, Health & Welfare, High Net Worth, Insurance, Operating Reserve, Public, and Endowment & Foundation clients.

**Percentile rankings** give insight into how a fund fared relative to peers. In the below exhibits, **as of March 31, 2024**, the 5<sup>th</sup> to 95<sup>th</sup> percentiles are shown, with the 5<sup>th</sup> Percentile ranking representing the highest statistical value.

### Quarter-to-Date & Calendar Year-to-Date

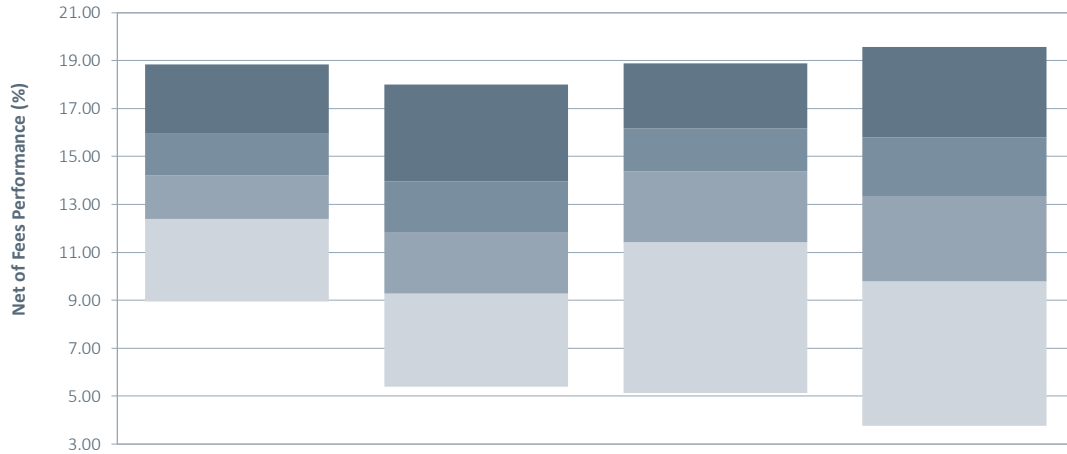
- During the 1<sup>st</sup> quarter of 2024, risk assets built on their impressive performance in 2023 despite rising uncertainty regarding the timing of future monetary policy changes and elevated geopolitical tensions.
- Institutional investment portfolios across client types experienced a similar dynamic, earning positive returns during the quarter.



	All Public DB Plans	All Taft Hartley DB Plans	All Endowments & Foundations	All Master Trust
5th Percentile	6.84	6.17	6.77	7.14
1st Quartile	5.72	5.03	5.50	5.47
Median	4.98	4.26	4.77	4.53
3rd Quartile	4.18	3.26	3.65	3.06
95th Percentile	2.56	1.53	0.98	0.22
Population	378	247	686	2,071

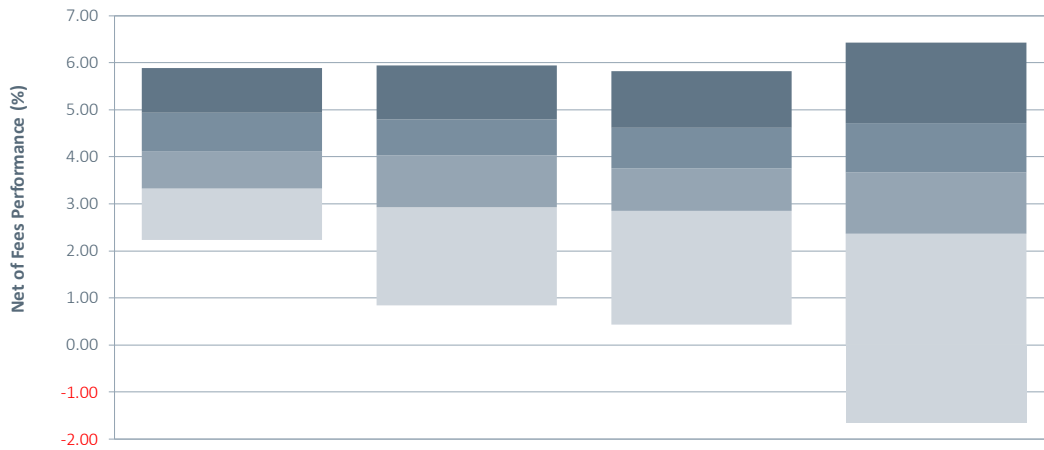
Performance shown is net of fees. Peer group data is sourced from Confluence, formerly known as Investment Metrics (IM), based on Confluence client and BNY Mellon data. Peer group data is preliminary and subject to change.

1 Year



	All Public DB Plans	All Taft Hartley DB Plans	All Endowments & Foundations	All Master Trust
5th Percentile	18.84	18.00	18.89	19.56
1st Quartile	15.95	13.96	16.17	15.80
Median	14.21	11.82	14.37	13.31
3rd Quartile	12.39	9.28	11.43	9.79
95th Percentile	8.95	5.39	5.13	3.76
Population	322	195	589	1,736

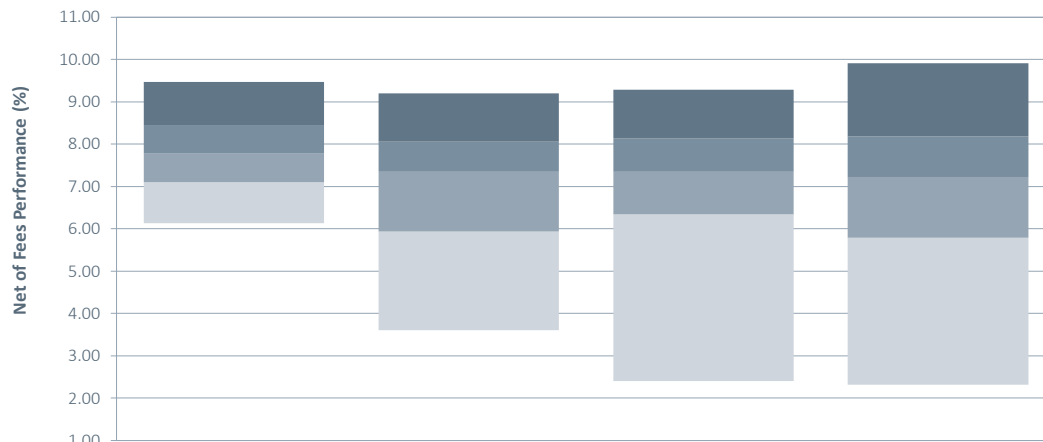
3 Years



	All Public DB Plans	All Taft Hartley DB Plans	All Endowments & Foundations	All Master Trust
5th Percentile	5.89	5.94	5.82	6.43
1st Quartile	4.94	4.79	4.62	4.72
Median	4.12	4.03	3.76	3.67
3rd Quartile	3.33	2.93	2.85	2.37
95th Percentile	2.23	0.84	0.43	-1.64
Population	299	163	473	1,484

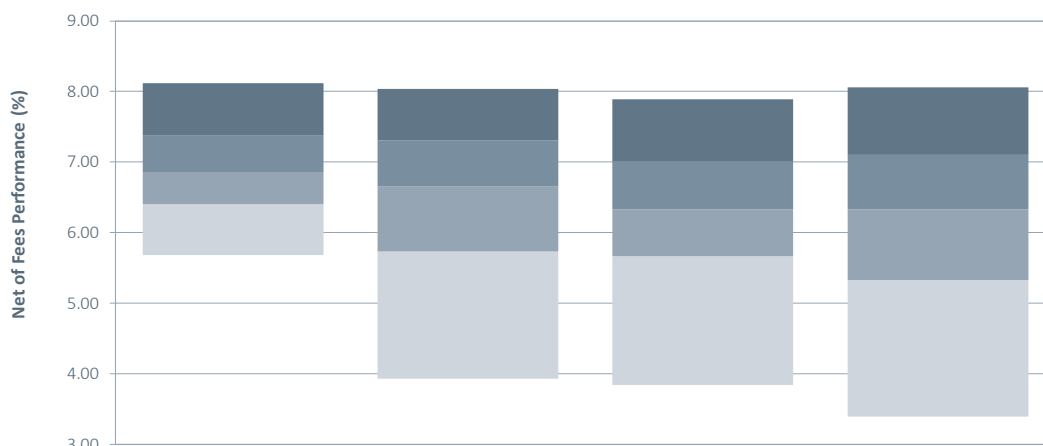
Performance shown is net of fees. Peer group data is sourced from Confluence, formerly known as Investment Metrics (IM), based on Confluence client and BNY Mellon data. Peer group data is preliminary and subject to change.

### 5 Years



	All Public DB Plans	All Taft Hartley DB Plans	All Endowments & Foundations	All Master Trust
5th Percentile	9.47	9.20	9.28	9.91
1st Quartile	8.45	8.06	8.13	8.18
Median	7.77	7.35	7.35	7.22
3rd Quartile	7.10	5.93	6.34	5.79
95th Percentile	6.13	3.61	2.41	2.32
Population	293	159	411	1,358

### 10 Years



	All Public DB Plans	All Taft Hartley DB Plans	All Endowments & Foundations	All Master Trust
5th Percentile	8.12	8.04	7.89	8.06
1st Quartile	7.38	7.31	7.01	7.10
Median	6.86	6.65	6.33	6.33
3rd Quartile	6.40	5.73	5.67	5.33
95th Percentile	5.68	3.93	3.84	3.39
Population	248	141	297	1,044

Performance shown is net of fees. Peer group data is sourced from Confluence, formerly known as Investment Metrics (IM), based on Confluence client and BNY Mellon data. Peer group data is preliminary and subject to change.

### Disclaimer of Warranties and Limitation of Liability

*This document was prepared by RVK, Inc. (RVK) and may include information and data from third party sources. While RVK has taken reasonable care to ensure the accuracy of the information or data, we make no warranties and disclaim responsibility for the inaccuracy or incompleteness of information or data provided or for methodologies that are employed by any external source. This document is not intended to convey any guarantees as to the future performance of investment products, asset classes, or capital markets.*

### About RVK

RVK was founded in 1985 to focus exclusively on investment consulting and today employs over 100 professionals. The firm is headquartered in Portland, Oregon, with regional offices in Boise, Chicago, and New York City. RVK is one of the five largest consulting firms in the world, as reported by *Pensions & Investments' 2023 Special Report—Consultants*. Additionally, in April 2023, RVK received a notable award as a *Coalition Greenwich Quality Leader* among large US investment consultants, based on Greenwich's 2022 study. Coalition Greenwich is an industry-recognized third-party firm which asks plan sponsors to rank their consultants on a series of key metrics. Notably, RVK is the only firm among large US consultants to receive an award for a sixth consecutive year. Coalition Greenwich issued the award on April 25, 2023 based on their February through November 2022 study. No direct or indirect compensation has been paid by RVK in connection with obtaining or using this award. To read more about the Greenwich award, please refer to the following URL: <https://www.rvkinc.com/about/about.php>. RVK's diversified client base spans over 30 states, and covers endowments, foundations, corporate and public defined benefit and contribution plans, Taft-Hartley plans, and high-net-worth individuals and families. The firm is independent, employee-owned, and derives 100% of its revenue from clients for investment consulting services.